


**Caltrans-Transportation Planning Workshop**




Presented by  
**Ron Hughes,**  
Cal Vans Executive Director





**CalVans – Who we are**

Membership



- Association of Monterey Bay Area Governments
- Fresno Council of Governments
- Kern Council of Governments
- Kings County Association of Governments
- Madera County Transportation Commission
- Merced County Association of Governments
- Napa County Transportation and Planning Agency
- Sacramento Area Council of Governments
- Santa Barbara County Association of Governments
- Tulare County Association of Governments
- Ventura County Transportation Commission

**CalVans Project area**

Counties served by the CalVans (California Vanpool Authority) Program


Legend  
 Yellow: Counties Served by CalVans  
 Grey: Counties Served by Other Vanpool Authorities

**Our Mission**

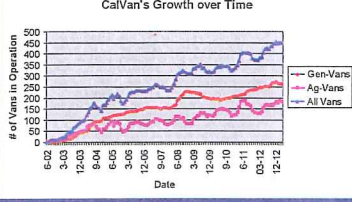


Provide and support the public vanpool option to areas and individuals not normally served by conventional public transit services at the least possible cost to the participants.

**Our Growth**




**CalVan's Growth over Time**



Date	Gen-Vans	Ag-Vans	All Vans
6-00	0	0	0
3-03	~50	~20	~70
12-03	~100	~40	~140
6-04	~150	~60	~210
3-05	~200	~80	~280
12-05	~250	~100	~350
6-06	~300	~120	~420
3-07	~350	~140	~490
12-07	~400	~160	~560
6-08	~450	~180	~630
12-08	~480	~200	~680
6-10	~500	~220	~720
12-11	~520	~240	~760
6-12	~540	~260	~800
12-12	~560	~280	~840

**How did we get Started?**



**CalVans**  
The largest California public Vanpool Fleet






### Common Misconceptions





- Responsibility of the private sector
- Not a part of the public fleet
- Requires ongoing support
- Provides no benefit to local agencies




### Modes for NTD Reporting

The NTD Rural reporting system uses the following modes of public transit service:

- Bus (MB)
- Demand Response (DR)
- Vanpool (VP)
- Intercity Bus


### Transit Options in Kings County




Mode	Trips
• 14 Fixed route buses	771,754
• 7 Dial-a-Ride vehicles	34,008
• 86 Vanpools	473,200
• Totals - 107 vehicles	1,278,962



### Who We Comply With



- California DMV
- Public Utilities Commission
- State Department of Labor
- Federal Department of Labor




### California DMV Definition

V C Section 322 Farm Labor Vehicle Section 322 (c) 2.

(c) "Farm labor vehicle" does not include:


(2) Any vehicle while being operated under specific authority granted by the Public Utilities Commission or under specific authority granted to a transit system by an authorized city or county agency.



### Rider Profile—State workers

#### State & Federal Workers

- \* Most trips are to rural areas
- \* State workers receive up to \$65
- \* For Federal workers it is \$245
- \* Expect greater level of service
- \* 24/7 vanpools







### Rider Profile-Students



#### Students

- \* Growing # of older students
- \* Needs exist in rural communities
- \* Hard to organize
- \* Success in Shafter



### Rider Profile-Teachers



#### Teachers

- \* Most trips are to rural areas
- \* Receive no subsidy
- \* Do not live in community
- \* They vanpool for savings



### Rider Profile-Farmworkers



#### Farmworkers

- \* Cannot form vanpools on their own
- \* Subject to large fines
- \* Travel long distances to work
- \* Can't use conventional
- \* Lack license/vehicle
- \* Work seasonal
- \* Changing worksites



### Driver Approval

- 25 years of age with 2 or less points
- 21 with clean record
- No DUI or reckless driving in past 5 years
- Class B physical
- Complete Driver Agreement
- Go through orientation
- May be accomplished in one day



### Driver Support

- Bilingual Staff
- Match new riders to existing vanpools
- Replacement vans as needed
- Remote Service
- 24/7 On-Call support services
- Ability locate van in the event of accident
- Use of Vouchers in Ag vanpools



### Driver Controls

- \* All licenses reviewed through DMV PULL Program
- \* Unique PIN required to start vehicle
- \* Daily reports tracks MPH by time and location
- \* Weekly speeding reports emailed to main drivers
- \* Monthly summaries included with monthly bill
- \* Hard acceleration and deceleration tracked
- \* GPS allows location and tracking of each vanpool
- \* Fuel card requires same PIN









### Vehicle Monitoring

- Log in allows monitoring of all drivers
- Automatic email alert when maintenance is due
- Prompts at three service windows
- Provides for remote servicing
- Automatic reporting of check engine lights




### Billing

- Monthly for Conventional vanpools
- Weekly for Ag Vanpool
- Use GPS system to track billable miles
- Weekly report summarizes miles traveled/day
- Ag vans bills are sent directly to vehicle






### How does the Program benefit the region?



### Regional Benefits

- Lower cost, providing more vanpool options
- Higher level of vanpooling
- Improved air quality & reduced GHG gases
- Increase in FTA 5307 funds for transit



### Trip Data for NTD Purposes


	Passengers	Miles	Passenger Lane Miles
UZAs	449,003	1,595,162	16,711,407
Rural	271,752	1,592,118	12,300,205
Fresno	276,480	1,527,791	9,718,148
Visalia	261,922	1,343,880	9,582,742
Porterville	96,661	527,220	3,830,683
Bakersfield	61,896	277,914	2,867,276
Atascadero	27,706	242,167	1,811,457
Salinas	35,499	131,122	1,350,041
Total for all areas	1,603,761	7,778,134	62,950,716



### Data Report by County


County	Passengers	Miles	Pass Lane Miles
Fresno	475,371	2,350,598	19,995,972
Tulare	435,893	2,071,857	15,797,548
Kings	307,185	1,643,521	10,854,598
Kern	106,711	487,683	4,773,692
Monterey	117,033	389,749	3,982,283
San Luis Obispo	35,503	302,357	2,288,619
Madera	35,810	171,133	1,859,181
Ventura	53,889	157,570	1,838,301
Yuma	42,434	121,300	1,492,852
Los Angeles	5,938	66,652	364,325






### Benefits to Area

Agency	FY12-13	FY11-12	FY10-11
Fresno Area Express	\$903,637	\$557,000	\$0
Visalia City Coach	407,604	0	0
Bakersfield GET	80,138	0	0
Kings Area Rural Transit	868,560	593,046	604,000
Madera Transit	347,424	0	0
Porterville Transit	173,712	395,364	0
<b>Totals</b>	<b>\$2,781,075</b>	<b>\$1,545,410</b>	<b>\$604,000</b>




### Benefits to Large UZAs

Large UZA of 200,000 or more	Total number of Vanpools	5307 revenue per individual vanpool	Increase in 5307 funds
Fresno (FAX)	265	\$22,385	\$5,932,000
Bakersfield (GET)	209	32,405	6,772,000
Visalia-Tulare (VCC)	133	23,737	3,156,000
<b>Totals for three areas</b>	<b>607</b>	<b>26,129</b>	<b>15,860,000</b>




### Benefits to Small UZAs

Small UZAs of 50,000 or more	Total number of Vanpools	5307 revenue per individual vanpool	Increase in 5307 funds
Merced	28	\$35,300	\$988,410
Porterville	31	31,885	988,410
Salinas	61	32,405	988,410




### Emission Benefits-Green Footprint

Description	1 Year	11 Years
Vanpool miles	9,006,264	49,534,452
VMT	90,062,640	495,344,520
Trips	2,250,000	12,375,000
Fuel	5,003,480	27,519,140
Oil Changes	15,010	82,557
Tires	8,006	44,031
Cars	600	3,302
Antifreeze	1,801	9,907
GHG-tons	44,481	244,646



### Indirect Project Savings

Item	Savings	Assumptions
Fuel	\$ 68,797,850	\$2.50/gallon
Oil Changes	\$ 2,063,936	\$25/Oil Change
Tires	\$ 5,503,828	\$125/tire
Cars	\$ 82,557,420	\$25,000/car
Antifreeze	\$ 59,441	\$6/gallon
<b>Total project savings</b>	<b>\$ 158,982,475</b>	
GHG-tons	\$1,223,227,500	\$5,000/ton



### CalVans vs. Private Vanpool


They require:

- Credit card, bank account & credit
- 30 day notice before returning van


CalVans does not, It does provide:

- Replacement Van
- On site maintenance and repair
- 24/7 bilingual support
- Reporting for transit funding
- GPS monitoring

**Liability**



JPA creates separate legal entity  
 CalVans has \$10 million insurance policy  
 Includes is \$5,000 in Med Pay for minor incidents  
 Participants volunteer – No employer liability




**CalVans**  
 CALIFORNIA VANPOOL AUTHORITY

Register Now!

This site will help you:


- Find a vanpool
- Join a vanpool
- Start a vanpool
- Learn more about vanpooling
- Find a vanpool near you
- Learn how to work

Home | About | Services | Contact Us

SEARCH

REGISTER

**Contact Information**

**California Vanpool Authority**

Attn: Ronald Hughes, Executive Director  
 1340 North Drive  
 Hanford, CA 93230  
 559-582-3211, Ext 2696

You may also visit our websites at:  
[CalVans.org](http://CalVans.org)